



# Investment Dashboard

Q1 2023

Prepared for: London Borough of Harrow Pension Fund

Prepared by: Aon

Date: 3 July 2023

# Dashboard summary

## Funding

**112.3%**

Source: Hymans Robertson **Qtr ▼ 0.1%**

## Assets

**£956m**

**Qtr ▲ £28m**

## Liabilities

**£851m**

**Qtr ▲ £26m**

## Yields

06 June

Market Pricing **3yr**

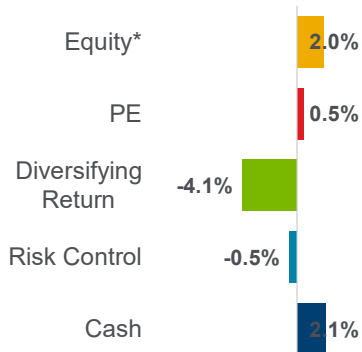
Market Pricing **5yr**

Nominal	<b>4.6%</b>	<b>▲ 4.6%</b>	<b>▲ 4.6%</b>
Real	<b>1.0%</b>	<b>▲ 1.2%</b>	<b>▲ 1.2%</b>
Inflation	<b>3.6%</b>	<b>▼ 3.5%</b>	<b>▼ 3.5%</b>

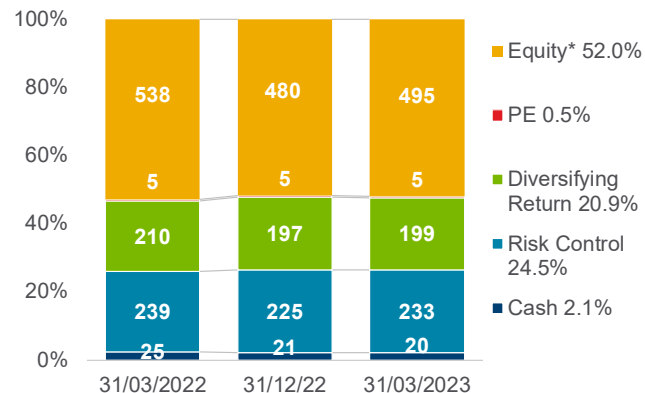
Source: Aon

## Asset Allocation

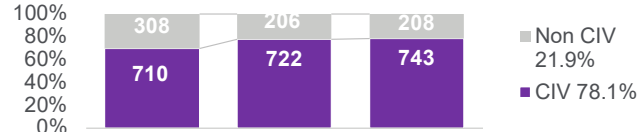
### Relative to strategic



### Absolute



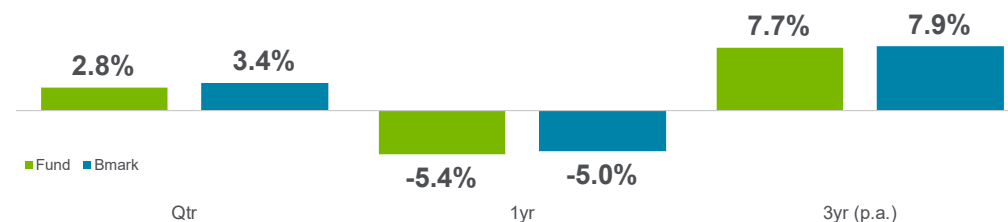
### London CIV



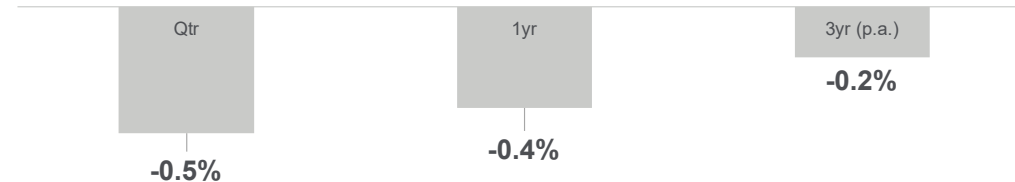
Source: London Borough of Harrow Pension Fund Officers

## Performance

### Absolute



### Relative



Fund and Benchmark Performance Source: PIRC

## Managers in Focus

### Buy

- LCIV BlackRock Equities
- LCIV Equity Focus Fund (Longview)
- LCIV Sustainable Global Equity (RBC)\*\*
- LCIV Global Bond Fund
- BlackRock Corporate Bonds
- BlackRock Index-Linked Gilts

### Qualified

- Insight - Broad Opportunities Fund
- LaSalle UK Property

### Sell

Source: Aon

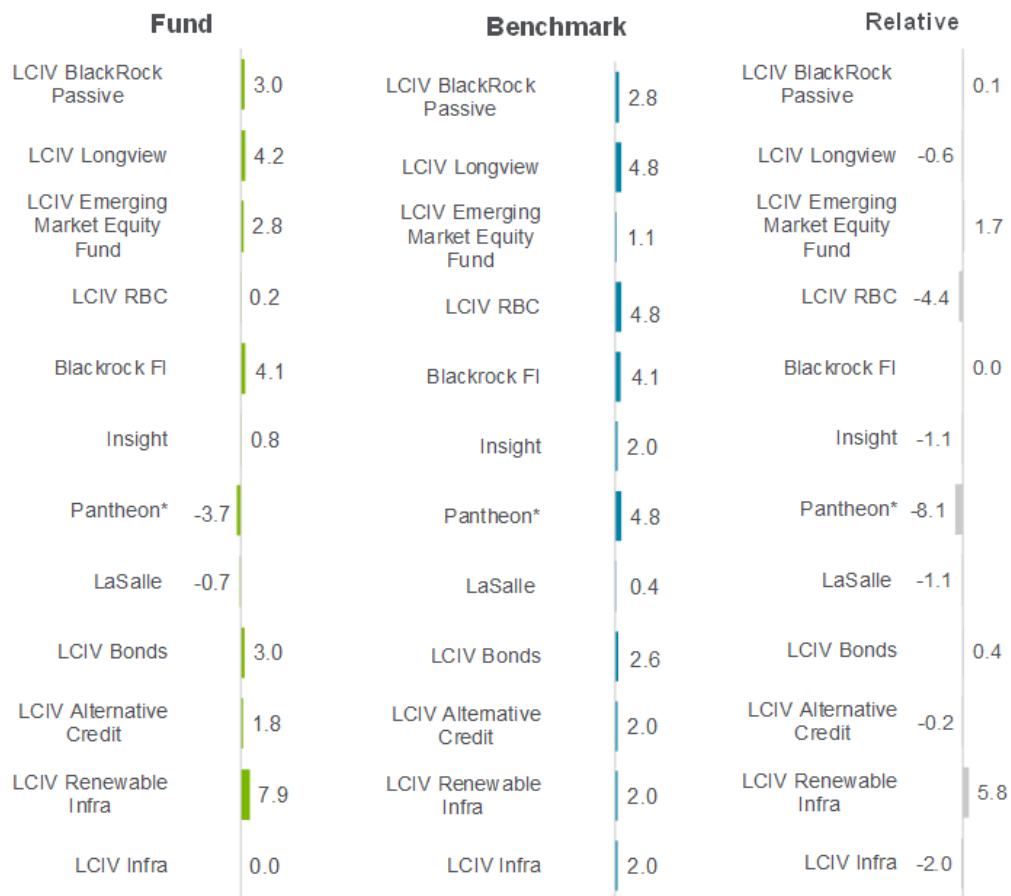
Note: The underlying funds for the LCIV Emerging Market Equity Fund, the LCIV Infrastructure and Renewables Funds, the LCIV Global Bond funds and the LCIV Alternative Credit Fund, are currently Not Rated by Aon.

\*includes passive currency hedge

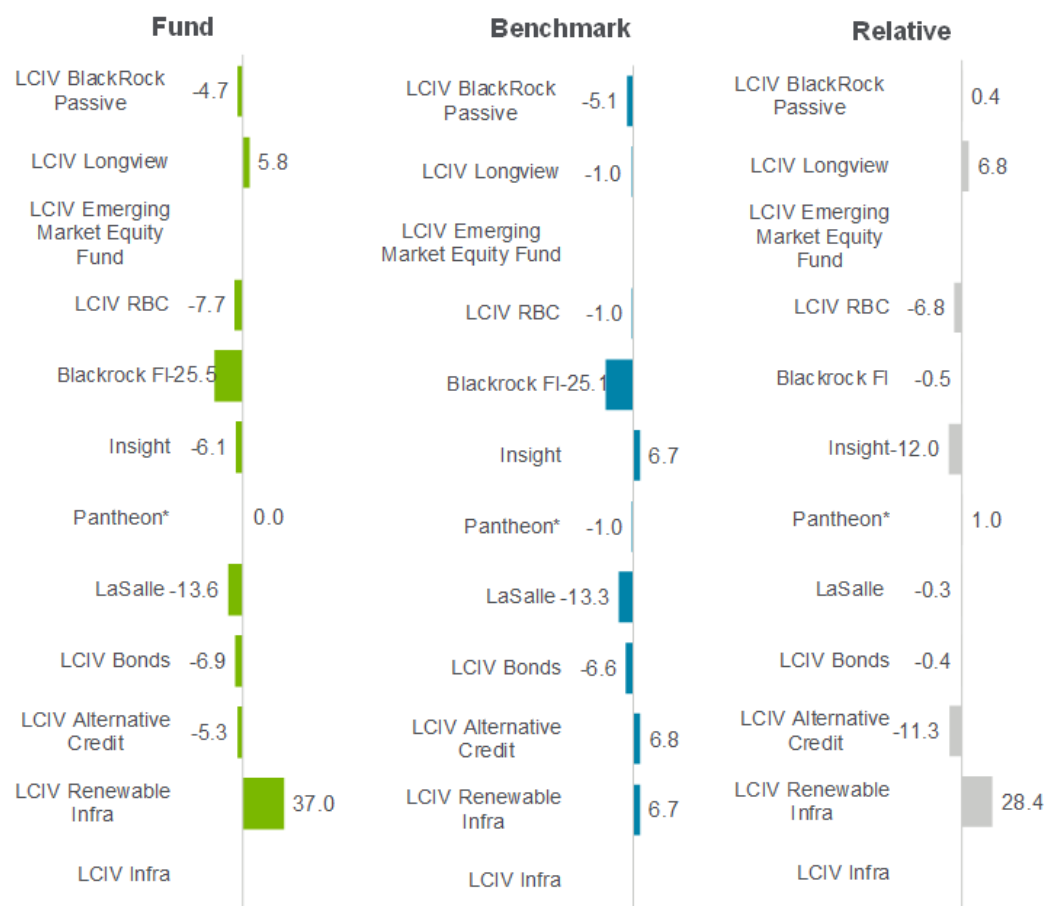
\*\*We have labelled as "Buy" as we rate the team, philosophy, process and risk framework that RBC adopt although the specific fund utilised by the CIV differ slightly to the mainstream product.

# Manager performance dashboard

## Quarterly



## 12 months



Fund and Benchmark Performance Source: PIRC  
 Relative performance calculated by Aon using an arithmetic methodology  
 \*Pantheon performance uses the previous quarter value adjusted for cash flow in the month

**Disclaimer:**

This document and any due diligence conducted is based upon information available to us at the date of this document and takes no account of subsequent developments. We will not provide any updates or supplements to this document or any due diligence conducted unless we have expressly agreed with you to do so.

In preparing this document we may have relied upon data supplied to us by third parties (including those that are the subject of due diligence) and therefore no warranty or guarantee of accuracy or completeness is provided. We cannot be held accountable for any error, omission or misrepresentation of any data provided to us by third parties (including those that are the subject of due diligence). This document is not intended by us to form a basis of any decision by any third party to do or omit to do anything.

Notwithstanding the level of skill and care used in conducting due diligence into any organisation that is the subject of a rating in this document, it is not always possible to detect the negligence, fraud, or other misconduct of the organisation being assessed or any weaknesses in that organisation's systems and controls or operations.

Any opinions or assumptions in this document have been derived by us through a blend of economic theory, historical analysis and/or other sources. Any opinion or assumption may contain elements of subjective judgement and are not intended to imply, nor should be interpreted as conveying, any form of guarantee or assurance by us of any future performance. Views are derived from our research process and it should be noted in particular that we cannot research legal, regulatory, administrative or accounting procedures and accordingly make no warranty and accept no responsibility for consequences arising from relying on this document in this regard. Calculations may be derived from our proprietary models in use at that time. Models may be based on historical analysis of data and other methodologies and we may have incorporated their subjective judgement to complement such data as is available. It should be noted that models may change over time and they should not be relied upon to capture future uncertainty or events.

Aon plc (NYSE:AON) exists to shape decisions for the better - to protect and enrich the lives of people around the world. Our colleagues provide our clients in over 120 countries and sovereignties with advice and solutions that give them the clarity and confidence to make better decisions to protect and grow their business.

---

Copyright © 2023 Aon Solutions UK Limited and Aon Investments Limited. All rights reserved. aon.com. Aon Wealth Solutions' business in the UK is provided by Aon Solutions UK Limited - registration number 4396810, or Aon Investments Limited – registration number 5913159, both of which are registered in England and Wales have their registered office at The Aon Centre, The Leadenhall Building, 122 Leadenhall Street, London EC3V 4AN. Tel: 020 7623 5500. Aon Investments Limited is authorised and regulated by the Financial Conduct Authority. This document and any enclosures or attachments are prepared on the understanding that they are solely for the benefit of the addressee(s). Unless we provide express prior written consent no part of this document should be reproduced, distributed or communicated to anyone else and, in providing this document, we do not accept or assume any responsibility for any other purpose or to anyone other than the addressee(s) of this document. In this context, "we" includes any Aon Scheme Actuary appointed by you. To protect the confidential and proprietary information included in this document, it may not be disclosed or provided to any third parties without Aon's prior written consent.

